



REPORT ON traffic and ROAD SAFETY

VMTW
CSE

CONTENTS

1. INTRODUCTION
2. ROAD SAFETY RULES
3. ROAD ACCIDENT STATISTICS
4. ROAD SAFETY SIGNS

INTRODUCTION

NATIONAL ROAD SAFETY



ROAD SAFETY RULES

1. Aware of each traffic sign : Various traffic signs and their meanings :

- **Red** light signifies “Stop”.
- **Yellow** signifies “ stop, watch, and be safe”, it is a kind of warning that red light is about to appear soon.
- **Green** signifies “Go”

2. Confront the traffic :

- Always walk in such a way that we can properly see the other vehicles that are coming our way.
- The risk of accidents and injuries can be reduced by following this rule.
- Hence it is one of the essential road safety rules that a child may never forget in his life.



ROAD SAFETY RULES

3. Wear a helmet :

- Wear a helmet while riding bike.
- This will help to be safer in life.

4. Always walk on the pavement :

- Use of the pavement and not walk on the street, will be developed as a habit.
- If there is no footpath, walk on the left side margin of the road.

5. Try to cross at the zebra crossings :

- **Crossing the street at the zebra crossing** is the right way to be followed by every one of us.

6. Always look left and right :

- Always remember the golden rule **“look to the left and right of the road at a green traffic light”** even though it is a one-way road.



ROAD SAFETY RULES

7. Hold hands while crossing the road

- Hold the hands of parents, siblings or guardian while crossing the road.

8. Say no to running

- Never run across or along the road. Stay calm on the road.



9. Play within boundaries :

- Playing beyond an explicit boundary should not be allowed.
- “**No playing zones**” (areas which are near to road or have heavy traffic) can be fixed.
- Don't try to pick a toy or ball rolling out into the street, without any adult supervision.

ROAD SAFETY RULES

10. Use bright or reflective clothes :

- Helps the drivers to recognize any person in the dark.
- Helps in avoiding unnecessary crashes.

11. Be safe than feel sorry :

- Be extra cognizant of everything you do on the street.
- Use the seat belt, whenever you enter a car.
- Do not use earphones or listen to music while riding a bicycle or driving.



ROAD ACCIDENT STATISTICS

- More than 1.5 million people are killed in road accidents, worldwide, every year.
- 3 to 4 % of Gross National Product is lost in “Road Accidents”.
- Total Annual economic loss of India due to road accidents is more than Rs. TEN LAKH CRORES..!
- i.e. more than TWO times the annual defense budget (Rs. 4,80,000 Crores) for FY 2021-22
- 1.5 million people killed each year i.e. around 4,000 deaths daily, 600 of them are children.
- 50 million people are injured in road crashes each year.



ROAD SAFETY SIGNS

1. MANDATORY SIGNS

2. CAUTIONARY SIGNS











3. INFORMATORY SIGNS



1. MANDATORY SIGNS

 Stop	 Give Way	 One Way	 No Entry	 One Way	 Horns Prohibited
 Right Turn Prohibited	 Left Turn Prohibited	 Speed Limit	 U-Turn Prohibited	 Over Taking Prohibited	 Compulsory Sound Horn
 Compulsory Keep Left	 Compulsory Turn Left	 Compulsory Ahead Only	 Compulsory Turn Right Ahead	 Compulsory Ahead Or Turn Right	

2. CAUTIONARY SIGNS

				
Right Hand Curve	Left Hand Curve	Right Hair Pin Bend	Left Hair Pin Bend	Right Reverse Bend
				
Left Reverse Bend	Cycle Crossing	Pedestrian Crossing	School Ahead	ROUND ABOUT

3. INFORMATORY SIGNS



PUBLIC TELEPHONE



PETROL PUMP



HOSPITAL



FIRST AID POST



EATING PLACE



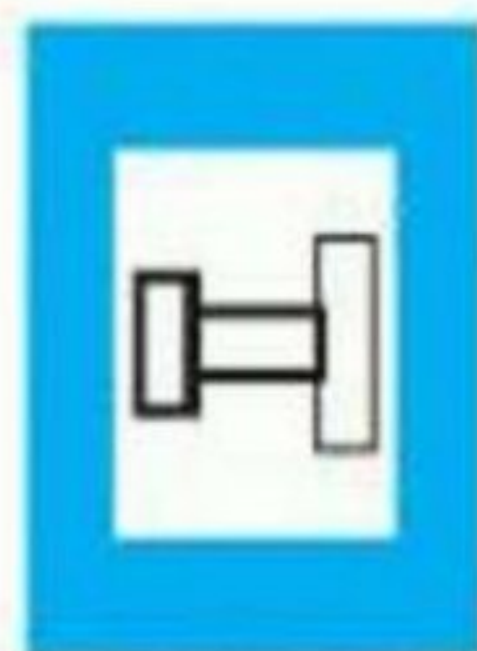
LIGHT REFRESHMET



RESTING PLACE



THOROUGH ROAD



THOROUGH SIDE ROAD



PARK THIS SIDE



PARKING LOT SCOOTER & MOTOR CYCLE



PARKING LOT CYCLE




PARKING LOT CARS

RESTING PLACE



THANK YOU





REPORT BY:
v.sai varsha sri
22UP5A0517
CSE III year